






**Steel Mac**<sup>TM</sup>  
LIMITED


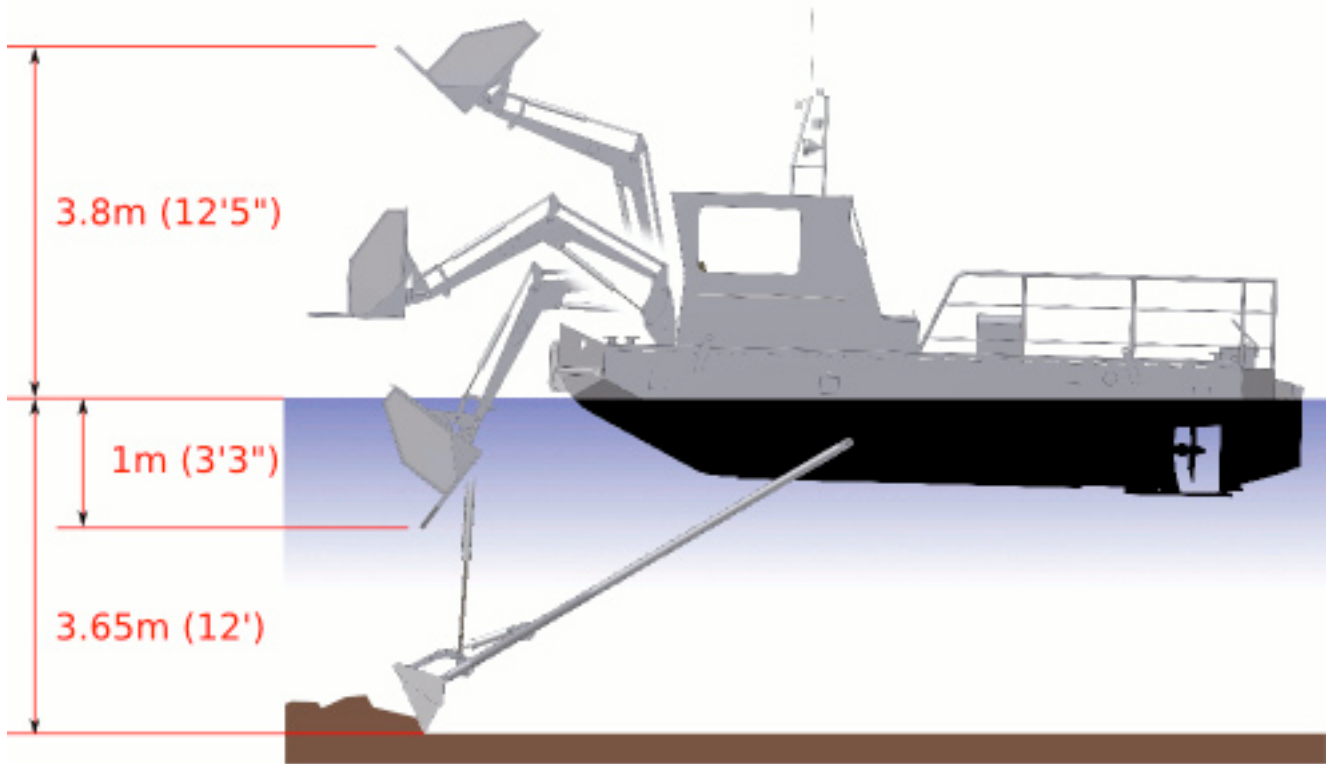
SteelMac Limited, Unit 27 New Harbours, Gibraltar

## **‘Water Witch’** Specification Sheet





## 'Water Witch' Harbour Response Vessel



### Particulars:

Length (Hull)	7.2m (23' 7")
Breadth	2.95m (9' 8")
Operating Draft	0.90m (2' 11")
Displacement	10,000kg (22,000 lbs)

Engine	96kW (130hp)
Maximum Speed	6.5 knots

Loader Performance	
Lift Capacity to Full Height	750kg (1650 lbs)
Max. Lift Height (above waterline)	3m (9' 10")
Dig Depth (below waterline - standard loader)	1m (3' 3")
Dig Depth (below waterline - Deep Dig arms)	3.65m (12')

Power plant:	Perkins M130C Marine Diesel Engine.
--------------	-------------------------------------

The unique Water Witch features a powerful front end loader which can lift up to 1000kg and reach to 3.65m below the waterline. A quick-release system ensures a range of loader attachments can be easily fitted in seconds. Attachments available include dredge buckets, log grapples, weed cutters/rippers, access platforms, cranes and more.

- Litter & debris recovery
- Aquatic weed control
- Dredging & profiling
- Oil spill response
- General harbour support

## HARBOUR RESPONSE AND VESSEL EQUIPMENT

### ABSORBENTS

- ECOSORB OIL R Barrier 20/25, 1 unit.
- ECOSORB OIL R Barrier w/ skirting, 20/12,5, 2 x units.

### CONTAINMENT BARRIERS

- Barrier of Containment MARKLEEN C 750 HD (400m), (Dim. 250mm freeboard x 500mm skirting).
- Made in PVC covered polyester of 1400 g/m<sup>2</sup> and presented in sections of 25m.
- Includes ASTM connections.
- 'Unibag' containment system (see image below)



## STORAGE BARRIERS

- Detachable cage storage 2.25 x 1.4 x 2.17m
- Capacity of storage for C750: 150m

## SPRAY DISPERSANT

- Diesel driven Oil Dispersant 200 l/min (see image below)



## SKIMMER

- MultiSkimmer MS10 (see image below)
- 20 MultiSkimmer MS hydraulic cartridge brushes
- Equipment handling and steering rope for MS 10 Pump
- Selwood Spate PD75 with hydraulic motor Diesel engine-hydraulic power station of 4.5 KW, 2 circuits
  - Set hydraulic hoses for MS 10-20 and PS 75
  - 2 x 20m @ 3/8" and 2 x 10m @ 1/2"
  - 20m from hydraulic power station to skimmer
  - 10m from hydraulic power station to pump
  - Set of 20m x 50mm hoses
- This includes 2 x 10m sections w/ CAMLO connections

